



NAAC ACCREDITED 'A'

RAMAKRISHNA MISSION SIKSHANAMANDIRA

COLLEGE OF TEACHER EDUCATION (C.T.E.)

(A NCTE Recognized Residential Post-Graduate Autonomous College under the University of Calcutta under Section 22 of the UGC Act)

Belur Math, Howrah - 711 202, West Bengal.

Phone : (033) 2654 - 6081 / 9281 / 1635 / 4814

Fax : (033) 2654 - 4412

E-Mail : rkmsmc@gmail.com, rkmsm@rediffmail.com

Website : www.rkmsm.org

Ref. No: 26A/CPE-XII

Date: 15th February, 2015

To
The Deputy Secretary
University Grants Commission
Bahadur Shah Zafar Marg
New Delhi - 110002

Through the Registrar, University of Calcutta, Kolkata-700073

Sub: Submission of proposal for the status of CPE/CE during XII Plan Period

Respected Sir,

We have the pleasure to submit the filled in Annexure-I, Annexure-II, Annexure C-I and Annexure C-II for Proposal for Assistance during the XII Plan under the Scheme "College with Potential for Excellence/College of Excellence".

This is for your kind perusal and necessary action.

With regards,

Yours sincerely,

Forwarded by

Prof. Basab Choudhury
Registrar, University of Calcutta
Registrar
University of Calcutta



Swami Tattwasarananda
Principal
Swami Tattwasarananda
Principal
Ramakrishna Mission Sikshanamandira
(A NCTE Recognized Post-Graduate)
Autonomous College of Teacher Education
Belur Math, Howrah-711 202

Enclosed as above.

"Education is the manifestation of the perfection already in man" - Swami Vivekananda

ANNEXURE-I

UNIVERSITY GRANTS COMMISSION, NEW DELHI

Proposal for Assistance during the XII Plan under the Scheme “Colleges with Potential for Excellence/College of Excellence”

Section 1: GENERAL

Sr. No.	Profile/ Parameter	Particulars
1.1.	Name of the college	Ramakrishna Mission Sikshanamandira
1.2.	Full address of the college (including Tel./Fax Nos. and e-mail ID)	P.O: Belur Math; Dist: Howrah; West Bengal; PIN: 711202 Tel: 033-26546081/9281/1635 Fax: 033-2654-4412 e-mail: rkmsmc@gmail.com
1.3.	Name of the Principal of the college (including Tel./Fax Nos. and e-mail ID)	Swami Tattwasarananda Tel: 033-26546081/Mobile: 9432378986; Fax: 033-2654-4412 Email: swamitattwasarananda@gmail.com
1.4.	Name & address of affiliating University (including Tel./Fax Nos. and e-mail ID)	University of Calcutta Senate House, 87/1 College Street Kolkata-700073 Tel: 033-22410071-74 Fax:033-22413222
1.5.	Name & address of the Chairman, Governing Body of the college (including Tel./Fax Nos. and e-mail ID)	Hon'ble Justice Pinaki Chandra Ghosh The Supreme Court of India Tilak Marg New Delhi-110201 Tel: 011-23388922/233988942-44 Fax:011-23381508/23381584 E-mail: supremecourt@nic.in

1.6.	Goals & Objectives of the college	<p>The guiding principal of Ramakrishna Mission Sikshanamandira is the ideal of education as enunciated by Swami Vivekananda with its emphasis on ‘man making and character building through assimilation of ideas’.</p> <p>Keeping this foundational principle at its base, the goals and objectives of the college may be enumerated as follows:</p> <ol style="list-style-type: none"> 1. To develop curricula reflecting modern outlook combined together with Indian cultural and spiritual values. 2. To develop new courses and revise current programmes to keep pace with the changing scenario of the world. 3. To promote and conduct educational researches, experimentation of innovative ideas and practices. 4. To develop the teaching aptitude of the trainees. 5. To conduct in-service teacher training programmes to upgrade teaching efficiency of in-service teachers. 6. To ensure and sustain the institutional standards to the highest level.
1.7.	Names of best performing departments in the College	<p>All activities revolve around the imparting excellence to the teachers, teacher educators and progress of the Education Department.</p> <p>Swami Vivekananda Multidisciplinary Research Centre for Educational Studies conducting Ph.D in Educational Studies (in tandem with the MPhil course in Education being run in this College) is engaged in a continuous pursuit to contribute to the domain of Education and Research.</p>

Sr. No	Profile/ Parameter	Particulars/ Options								
1.8.	Nature of Management of the college	Government	University ✓		Private					
					Mino- rity	Non- Mrty	Aided ✓		Un- aided	
1.9.	Total strength of Students Teachers	UG			PG			Total		
		M	F	T	M	F	T	M	F	T
		150	-	150	139	-	139	289	-	289
		09	-	09	10	-	10	19	-	19
1.10	No. of years since establishment of the college	<= 10 – 25			> 25 - 50			> 50 ✓		
1.11	No. of years since permanently affiliated to the University	<= 10 – 25			> 25 - 50			> 50 ✓		
1.12	Campus area (in acres)	✓ <= 5.00			> 05 - 10			> 10		
1.13	Levels of Academic programmes in the College	UG, PG & Research ✓		PG & UG only		PG only		UG only		
1.14	Academic Departments:	Total No. 15		No. in Arts Fac. 03		No. in Science Fac. 05		No. in Com. Fac. 01		No. in other Fac. 06
1.15	No. of Teachers:	Sanctioned strength 26			Present strength a) Regular: 13 b) Ad hoc/Part-Time: 06			Present strength as % of San. Strength: 74%		
1.16	Diploma/Certificate courses offered: No. of students % of the total No. in College	PG Diploma 24.22%			Diploma -			Certificate -		
1.17	Total No. of students	✓ <= 500			> 500 – 1000			> 1000		

Sr. No	Profile/ Parameter	Particulars/ Options		
		At least 50% SC - ST	At least 50% OBC	At least 25% PH
1.18	Category of Students			
1.19	UG students as % of total No.	<= 50	> 50 – 80 ✓	> 80
1.20	PG students as % of total No.	✓ <= 50	> 50 – 80	> 80
1.21	M.Phil students as % of total No.	<= 02	✓ > 02 – 05	>05
1.22	Ph. D. students as % of total No	<= .01	> .01 - .02	✓ > .02
1.23	Grants received during XI Plan (Rs. in Lakhs) from:	State Government 91	Central Govt. other than UGC ---	UGC 120
1.24	Students' facilities: Amount spent over the past 3 years (Rs. in Lakhs) for	Laboratories 45	Central library 20	Departmental libraries 03
1.25	Grievance Redressal Cell: No. of students handled over the past 3 Years	✓ <= 20	> 20 - 50	> 50
1.26	Guidance & Counselling Cell: No. of cases handled over the past 3 years	<= 50	✓ > 50 - 75	> 75
1.27	Mechanism available for seeking feedback on various aspects of College's functioning From	Teachers ✓	Students ✓	Guardians ✓
1.28	The College has an Active	Parent-Teacher Association ✓	Alumni Association ✓	Linkage with NGOs ✓

Section 2: PROFILE DETAILS

Sr. No	Profile/ Parameter	Particulars/ Options			For Office use
2.1.	Status of the college	Non autonomous	<div>✓</div> <div>Autonomous</div>		
2.2	No. of years since grant of accreditation by NAAC	01 - 05	<div>> 05 - 10</div> <div>✓</div>	> 10	
2.3.	Grade/ CGPA awarded by NAAC	<div>B</div> <div>2.01 to 3.00</div>		<div>A</div> <div>3.01 to 4.00</div> <div>✓</div> <div>*</div>	
2.4.	Academic category of the college	Men's ✓	Co-ed	Women's	
2.5.	Location of the college	Urban ✓	Rural	Tribal	
2.6.	Examination Pattern	Annual	Semester ✓	Credit based	
2.7.	Students from other States as % of total No.	01 - 05 ✓	> 05 - 10	> 10	
2.8.	NRI students as % of total No.	✓01 - 05	> 05 - 10	> 10	
2.9.	Overseas students (excluding NRIs) as % of total No.	✓ 01 - 03	> 03 - 05	> 05	
2.10	No. of new courses introduced over past 3 years: Degree	✓ 01 - 03	> 03 - 06	> 06	
	PG Diploma	✓ 01 - 03	> 03 - 06	> 06	
	Diploma	01 - 05	> 05 - 10	> 10	
	Certificate	01 - 05	> 05 - 10	> 10	
2.11	No. of Self-financing degree/ Diploma courses offered over The past 3 years	✓ 01 - 05	> 05 - 10	> 10	

*NAAC 1st Cycle Accreditation held in 2007. NAAC 2nd Cycle Accreditation Result is pending. The 2nd Cycle PTR is attached for reference.

Sr. No	Profile/ Parameter	Particulars/ Options			For Office use
2.12	Students' results: Average % for the last 3 years: UG	40 - 60	✓ > 60 - 80	> 80	
	UG First Class	05 - 10	> 10 – 30	✓ > 30	
	PG	50 - 70	✓ > 70 – 90	> 90	
	PG First Class	10 - 20	> 20 - 50	✓ > 50	
2.13	No. of students passing national examinations over the past 3 years: UGC/CSIR – NET	01– 05	06 – 10	✓ > 10	
	GATE	01 - 05	06 - 10	✓ > 10	
2.14	Research Project outlay by various agencies during past 3 years (Rs. in lakhs)	✓ 5- 10	> 10 - 50	> 50	
2.15	No. of Collaboration with International institutions during past 3 years: M o U	✓ 01 – 02	> 02 - 05	> 05	
	Exchange of teachers	✓ 01 – 05	> 05 – 10	> 10	
	Franchisee	✓ 01 – 05	> 05 - 10	> 10	
2.16	Teachers are evaluated by	Peer groups within the College ✓	Externals ✓	Students ✓	
2.17	Recognition of teachers over the past 3 years: No. at International level	01 – 02	✓ > 02 - 04	> 04	
	No. at National level	01 – 03	✓ > 03 - 06	> 06	

Sr. No	Profile/ Parameter	Particulars/ Options			For Office use
2.18	No. of teachers presenting papers in seminars/conferences during past 3 years at International level	01 – 03	✓ > 03 - 06	> 06	
	at National level	01 – 05	> 05 - 10	✓ > 10	
2.19	No. of academic seminars /conferences organized by the college over the past 3 years at the National/Inter – national level	01 – 03	> 03 - 06	> 06✓	
2.20	Physical education: Provision made for: No. of major games	01 – 03	> 03 - 06	> 06✓	
	No. of minor games	01 – 03	> 03 – 06	> 06✓	
	No. of indoor games	01 – 03	> 03 – 06	> 06✓	
	No. of accredited Coaches	01 – 02	03 – 04	> 04	
2.21	Other facilities: (circle the ones available)	Computer Centre ✓	Internet ✓	Book bank ✓	
		Hostel ✓ (Men)	Hostel (Women)	Common Room ✓ for students	
		Canteen ✓	Health Centre ✓	Placement Cell ✓	
		✓ Multi-Gym	✓ Vivekananda Study Circle	✓ Low cost Photocopy Centre	
2.22	Any other (name up to 3)				
	Teacher Quality: Student/teacher ratio	> 60 : 1	> 40 : 1 – 60 : 1	✓ <= 40 : 1	
	% of M.Phil. degree holders among teachers	01 – 10	✓ >10 - 50	>50	
	% of Ph. D. holders among teachers	01 – 05	> 05 - 10	✓ > 10	
	% of teachers who attended (over the past 3 years) : a) Orientation Course	01– 20	✓ >20 – 50	>50	
	b) Refresher Course c) Winter/Summer School	01 – 20	✓ > 20 - 50	> 50	

Sr. No	Profile/ Parameter	Particulars/ Options			For Office use
2.23	Evaluation Process & Reforms over the past 3 years: No. of programmes for which academic audit is Conducted	01 – 02	✓ >02 - 05	> 05	
	No. of programmes for which peer review Conducted	01 – 02	✓ > 02 - 05	> 05	
2.24	Research Promotion & Support: % of teachers actively engaged in research Work	01 – 05	>05 - 20	✓ > 20	
	% of teachers approved as research supervisors	01 – 05	> 05 - 20	✓ > 20	
	% of teachers on Learned/Academic/ Scientific Bodies outside the college	01 – 02	> 02 - 05	✓ > 05	
2.25	Research Output & Publications during the past 3 years: No. of M.Phil. degrees Awarded <i>For colleges with</i> <i><= 5 PG Depts.</i>	01 – 10	> 10 - 20 ✓	> 20	
	<i>>5 PG Depts.</i>	01 – 20	>20 - 40	> 40	
	No. of Ph.D degrees Awarded <i>For colleges with</i> <i><= 5 PG Depts.</i>	01 – 05	>05 – 10	> 10	
	<i>> 5 PG Depts.</i>	01 – 10	> 10 – 20	> 20	
	No. of research papers published by teachers in refereed journals	01 – 05	> 05 – 10	✓ > 10	

Sr. No	Profile/ Parameter	Particulars/ Options			For Office use
	No. of research projects undertaken: a) Major b) Minor	01 01 – 04	✓ 02 – 03 05 -10	> 03 ✓ >10	
2.26	Consultancy: Total of resources generated during the last 3 years through consultancy as % of total funds received from all sources	01 – 02	>02 - 05 ✓	>05	
2.27	Extension activities during the last 3 years: No. of innovative/ useful extension programmes conducted	01 – 02	> 02 - 05	✓ > 05	
	No. of teachers engaged in extension activities	03 – 05	✓ >05 – 20	> 20	
	No. of students participating in extension Activities	10 – 50	>50 – 100	✓ > 100	
2.28	Collaborative Activities during the past 3 years: No. of joint programmes conducted with NGOs	01 – 05	> 05 - 10	✓ >10	
	No. of cooperative programmes with national level academic institutions	01 – 05	> 05 - 10	✓ > 10	
	No. of collaborative activities with international level academic Institutions	01 – 05	✓ > 05 – 10	> 10	
2.29	Library Resources: No. of book titles per Student as on date	01 – 03	> 03 - 10	✓ > 10	
	No. of books added to the library as % of the total collection during the past 3 years	01 – 03	> 03 - 10	✓ > 10	

Sr. No	Profile/ Parameter	Particulars/ Options			For Office use
2.30	ICT-based Learning Resources as on date: student- computer ratio	>60 : 1	>30 : 1 - 60 : 1	✓ <= 30 : 1	
2.31	Student Profile(average for the past 3 years): % of students admitted of those applied	>60	> 20 - 60	✓ 05 - 20	
	% of women students in the total student Strength	01 – 10	>10 - 50	>50	
	% of SC students in the total student strength	01 – 10	>10 - 15	✓ >15	
	% of ST students in the total student strength	01 – 02	>02 – 05	✓ >05	
	% of PwD students in the total student strength	✓ 01 – 05	>05 – 10	> 10	
2.32	Student Progression (average of past 3 years): % of students graduating at first attempt	30 – 50	> 50 - 75	✓ > 75	
2.33	Student Support: % of students getting selected through on-campus interviews out of those interviewed over the past 3 years	10 – 20	> 20 - 50	✓ > 50	
2.34	Average % of utilization of approved annual budget over the past 3 Years	60 – 80	>80 - 90	✓ > 90	
2.35	Financial resources mobilised as % of approved annual budget during the last year	05 – 10	> 10 - 20	✓ > 20	
2.36	% of teachers to whom administrative powers and responsibilities are assigned as on date	05 – 10	> 10 - 20	✓ > 20	

Sr. No	Profile/ Parameter	Particulars/ Options			For Office use
2.37	No. of teachers nominated on the Governing Body of other institutions as on date	01 – 02	>02 - 05	✓ > 05	
2.38	Curriculum: Feedback received from	✓ Employers	✓ Teachers	✓ Students	
	No. of remedial programmes conducted for students with difficulties in learning over past 3 Years	01 – 02	> 02 - 05	✓ > 05	
	No. of specialised courses organized for advanced learners over past 3 years	01 – 02	> 02 - 05	✓ > 05	
	% of teachers using modern educational technology	10 – 20	> 20 - 50	✓ > 50	
2.39	Student Activities: Average No. of students participating/ engaged in programmes over the past 3 years:				
	Cultural and related activities	05 – 10	>10 - 20	✓ > 20	
	Co-curricular activities	05 – 10	> 10 - 20	✓ > 20	
	Social service/ Extension work other than NSS activities	10 – 50	> 50 - 100	✓ > 100	
2.40	Sports Events No. of students participated over the past 3 years at : International level	01 – 05	>05 - 10	> 10	
	National level	05 – 10	> 10 – 20	> 20	
	Regional level	✓ 10 – 20	> 20 - 50	> 50	

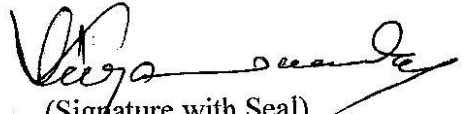
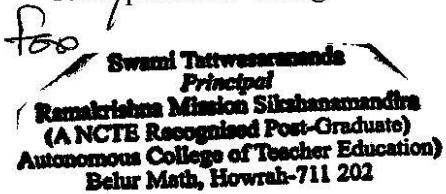
Section 3: ADDITIONAL DATA (to be furnished by Autonomous Colleges)

Sr. No	Profile/ Parameter	Particulars/ Options			For Office use
3.1.	No. of years since the grant of Autonomy	01	> 01 - 10 ✓	> 10	
3.2.	Level at which Autonomy is implemented	UG only	PG only	✓ UG & PG	
3.3.	Curriculum review/ revision	Any time after 3 years	Once in 3 Years	Annually ✓	
3.4.	Time lag in introducing new Programme	> 2 years	1 – 2 years ✓	<= 1 year	
3.5.	No. of subjects where Question Banks are Developed	01 – 02	> 02 - 05	> 05 ✓	
3.6.	Examination Reforms: Evaluation scheme	Marks	Grades and CGPA	Credit based CGPA ✓	
3.7.	Weightage in % allotted to Continuous Internal Evaluation (CIE) in the end-semester or exit Examination	10 – 20	> 20 - 40	> 40 ✓	
3.8.	% of programmes having CIE to total No. of programmes	15 – 25	> 25 - 50	> 50 ✓	
3.9.	Temporal scheme	Annual	Semester ✓	Trimester	
3.10	% of question papers in which change in pattern is introduced	05 – 10	> 10 - 50	> 50 ✓	

CERTIFICATE
(by the College)

This is to certify that the data and information provided in this proposal are true and correct to the best of my knowledge and belief and the required documents in support of these are attached with the proposals. It is also confirmed that this college will abide by the Guidelines framed by the UGC in respect of CPE/CE status from time to time if it is selected under the Scheme during the XII Plan.

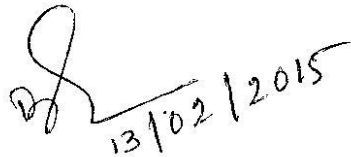
Place Belur Math
Date 11.02.2015


(Signature with Seal)
Principal of the College

Swami Tattwasarananda
Principal
Ramakrishna Mission Sishyanamandira
(A NCTE Recognised Post-Graduate)
Autonomous College of Teacher Education
Belur Math, Howrah-711 202

ENDORSEMENT
(by the affiliating University)

The university certifies that the data and information given by the college in the proposal are correct as per the records of the university. The university, therefore, supports the Proposal and will monitor the progress of the college, if selected for the CPE/CE status, and do whatever is needed to be done by the university in respect of the college under the Guidelines and other relevant Rules and Regulations framed by the UGC.

Place
Date


13/02/2015
(Signature with Seal)
Registrar of the University
Registrar
University of Calcutta

ACTION PLAN & BUDGET

1.	Name & Address of the College	Ramakrishna Mission Sikshanamandira PO-Belur Math, Dist.-Howrah, PIN – 711202, West Bengal, India Tel –(033) 2654 6081/1635 Fax-(033) 2654 4412 Email-rkmsmc@gmail.com, rkmsm@rediffmail.com Website- www.rkmsm.org
2.	Proposed Activities	List Titles of Each Activity in Order of Priority (to be limited to 5, in each case, giving details(~100 words) in
	a) Teaching (UG) & (PG):	<p>Teaching being one of the most meaningful components of the institution, we propose further up-gradation of Teaching-Learning Method through:</p> <ul style="list-style-type: none"> i). Further up gradation of classrooms equipped with technology-based teaching aids like Computers, Smart Boards, LCD Projectors, efficient sound systems, green & white boards etc. ii). Further improvement of the College library and enrichment of the seminar libraries. Ample availability of reference books, journals, e-journals, aided with ICT support including LAN, networking and Wi-Fi. Improvement of the library cataloguing system through improved software. Improvement of the reading room facilities. iii). Further improvement of the science laboratories, psychology lab, geography lab, language lab and computer lab of the college by means of improved infrastructure and advanced equipments. iv). Organisation of seminars, symposia, colloquium, conventions and group discussions at an even more regular basis. Providing regular exposure to the students to eminent teachers and scholars and thereby familiarising them to newer works and ideas. v). Teachers would be equipped with the latest developments in teaching methodology.
	c) Research:	<p>The infrastructural and qualitative improvement of the Swami Vivekananda Centre for Multidisciplinary Research in Educational Studies would play a major role in the endeavour of the college to indeed develop into a centre of excellence.</p> <p>The centre would seek to contribute effectively in the domain of Education and Research. It intends to avail the latest computer software available in the areas of quantitative and qualitative research. Having ample exposure to the latest trends in research, the PhD scholars and supervisors of this centre would be counted among the leading group of this country with respect to their area of research. SVCMR would seek to create the right blending of infrastructural support with intellectual excellence in order to attain the stated goals. Being inseparably attached to the U.G and P.G levels of this college the success of this research centre would definitely go a long way in furthering the interest and attraction for educational research among the young students.</p>

	d) Extension:	<p>Being a CTE, the college is intensively involved in in-service teacher training programmes for secondary and higher-secondary level school teachers. It therefore seeks to further enhance the scope of the programme by providing on the spot/ground level support to the teachers.</p> <p>The college library, laboratories and other infrastructure are made available to the students of different educational institutions from time to time. The institution seeks to establish a permanent resource centre that would be readily available to the students of other institutions.</p> <p>The college seeks to play a more active role in the implementation of value-education.</p> <p>The college would play a more active role in addressing the varied problems that are faced by in service teachers and the institutions by furthering the concept of action research among the ground level practitioners.</p>
	e) Any other: (Please specify)	<p>The college seeks to propagate the ideas of inclusive education through its own practices. We aspire to be a model of inclusive education where students, teachers and staff will unitedly overcome all challenges and collectively reach the goal of excellence. Printing various reference books in the Braille form would be a major project of the college.</p>

3.	Proposed Utilization of Grants	Non-Recurring Grant (Rupees in Lakhs) <i>(To be listed in order of priority, with details given in Annexure B1)</i>	Recurring Grant (Rupees in Lakhs) <i>(To be listed in order of priority, with details given in Annexure B2)</i>
	a) Teaching Facilities (UG) & (PG)	40	10
	b) Research: Facilities:	40	20
	c) Extension Activities:	20	05
	d) Any Other Activities: <i>(Please specify)</i>	10	05
	Total: <i>(Rupees in Lakhs)</i>	110	40

4	Expected Outcome/ Output	Annual (List titles only, with details given in Annexure C1)	At the End of Three Years (List titles only, with details given in Annexure C2)
	a) Teaching/ Evaluation (UG) & (PG)	YEAR 1: Annexure C1 attached YEAR 2.: Annexure C1 attached YEAR 3: Annexure C1 attached	Annexure C2 attached
	c) Research:	YEAR 1 : Annexure C1 attached YEAR 2: Annexure C1 attached YEAR 3: Annexure C1 attached	Annexure C2 attached
	d) Extension:	YEAR 1: Annexure C1 Attached YEAR 2 : Annexure C1 attached YEAR 3: Annexure C1 attached	Annexure C2 attached
	e) Any Other: i) Library automation ii) Games iii) Rain-water Harvesting	YEAR 1: Annexure C1 attached YEAR 2: Annexure C1 attached YEAR 3: Annexure C1 attached	Annexure C2 attached

CERTIFICATE

This is to certify that the above Action Plan & Budget has been proposed by the college after consulting its major stake holders, in particular, the teaching faculty, as per the UGC XII Plan Guidelines for CPE/CE. The college hereby undertakes to adhere to the approved Action Plan and to take all the necessary steps for meeting the targets envisaged to achieve excellence as proposed.

Principal
(Signature with Seal)

Place:
Date:

Annexure: B1

a)	Teaching Facilities (UG & PG) :	Rs. In Lakhs
	1. Laboratory Up gradation :	10
	2. Books & Journals :	05
	3. Computers :	10
	4. Internet Connectivity :	05
	5. Up gradation of classroom infrastructure :	05
	6. Teaching Learning Materials:	05
		<hr/> 40
b)	Research Facilities :	
	1. Library, Books & Journals :	20
	2. Computers & Research Software :	20
		<hr/> 40
c)	Extension Activities :	
	1. CTE improvement & Action Research :	13
	2. Resource Room :	02
	3. Value Education :	<hr/> 05
		20
d)	Any other Activities	
	1. Enhancing Inclusivity :	10
		<hr/>
	TOTAL=	110

Annexure: B2

a) Teaching Facilities (UG & PG) :	Rs. In Lakhs	Rs. In Lakhs.
1. Laboratories :	5	
2. Computer/Internet Maintenance:	5	
	-----	10
b) Research Facilities :		
1. Library :	10	
2. Software :	10	
	-----	20
c) Extension Activities :		
1. Resource Room:	2	
2. Value Education & Action Research	3	
	-----	5
d) Any other Activities		
1. Games & Sports and Inclusivity		5

	Total	40

NON-RECURRING**ANNEXURE - C1**

Sl.No.	EXPECTED OUTCOME	YEAR 1 Amount (Rs. in Lakh)	YEAR 2 Amount (Rs. in Lakh)	YEAR 3 Amount (Rs. in Lakh)	Total Amount (Rs. in Lakh)
(1)	TEACHING FACILITIES (UG/PG)				
a)	Lab Upgradation	5	3	2	10
b)	Books & Journals	2	2	1	5
c)	Computers	5	3	2	10
d)	Internet Connectivity	2	2	1	5
e)	Class Room Upgradation	2	2	1	5
f)	Teaching Learning Materials	2	2	1	5
		18	14	8	40
(2)	RESEARCH FACILITIES				
a)	Library, Books & Journals	10	5	5	20
b)	Software	10	5	5	20
		20	10	10	40
(3)	EXTENSION ACTIVITIES				
a)	CTE Improvement & Action Research	6	4	3	13
b)	Resource Room	1	.5	.5	2
c)	Value Education	2	2	1	5
		9	6.5	4.5	20
(4)	ANY OTHER				
a)	Inclusivity Enhancing	5	3	2	10
		5	3	2	10
	Total Non-Recurring	52	33.5	24.5	110

RECURRING**ANNEXURE - C1**

Sl.No.	EXPECTED OUTCOME	YEAR 1 Amount (Rs. in Lakh)	YEAR 2 Amount (Rs. in Lakh)	YEAR 3 Amount (Rs. in Lakh)	Total Amount (Rs. in Lakh)
(1)	TEACHING FACILITIES (UG/PG)				
a)	Laboratory	2	2	1	5
b)	Computer & Internet	1	2	2	5
		3	4	3	10
(2)	RESEARCH FACILITIES				
a)	Library	2	4	4	10
b)	Software	5	5	-	10
		7	9	4	20
(3)	EXTENSION ACTIVITIES				
a)	Resource Rooms	1	.5	.5	2
b)	Value Education & Action Research	1	1	1	3
		2	1.5	1.5	5
(4)	ANY OTHER				
a)	Games & Sports & inclusivity	2	2	1	4
		2	2	1	4
	Total Recurring	14	16.5	9.5	40

LIST OF TITLES

ANNEXURE - C2

(1)	TEACHING FACILITIES (UG/PG)	
a)	Lab Upgradation	Better Laboratory Facilities
b)	Books & Journals	Betterment of Library for students
c)	Computers	Better ICT Support
d)	Internet Connectivity	Upgraded web connectivity & access to e-learning
e)	Class Room Upgradation	Better teaching space and provision
f)	Teaching Learning Material	Better teaching methodology & technical support
(2)	RESEARCH FACILITIES	
a)	Library, Books & Journals	Betterment of Library support for researchers
b)	Softwares	SPSS Package
(3)	EXTENSION ACTIVITIES	
a)	CTE & Action Research	Ground Level Support to In-Service Teachers
b)	Resource Room	Resource Facilities for other institutions
c)	Value Education	Enhancement of Values & practices
(4)	ANY OTHER	
a)	Enhancing Inclusivity	Creating inclusive atmosphere and building up Braille Book Library